






- Lock Button

- Press  once:
- Siren will chirp once
- Indicators will flash once
- Doors will lock


- Unlock Button

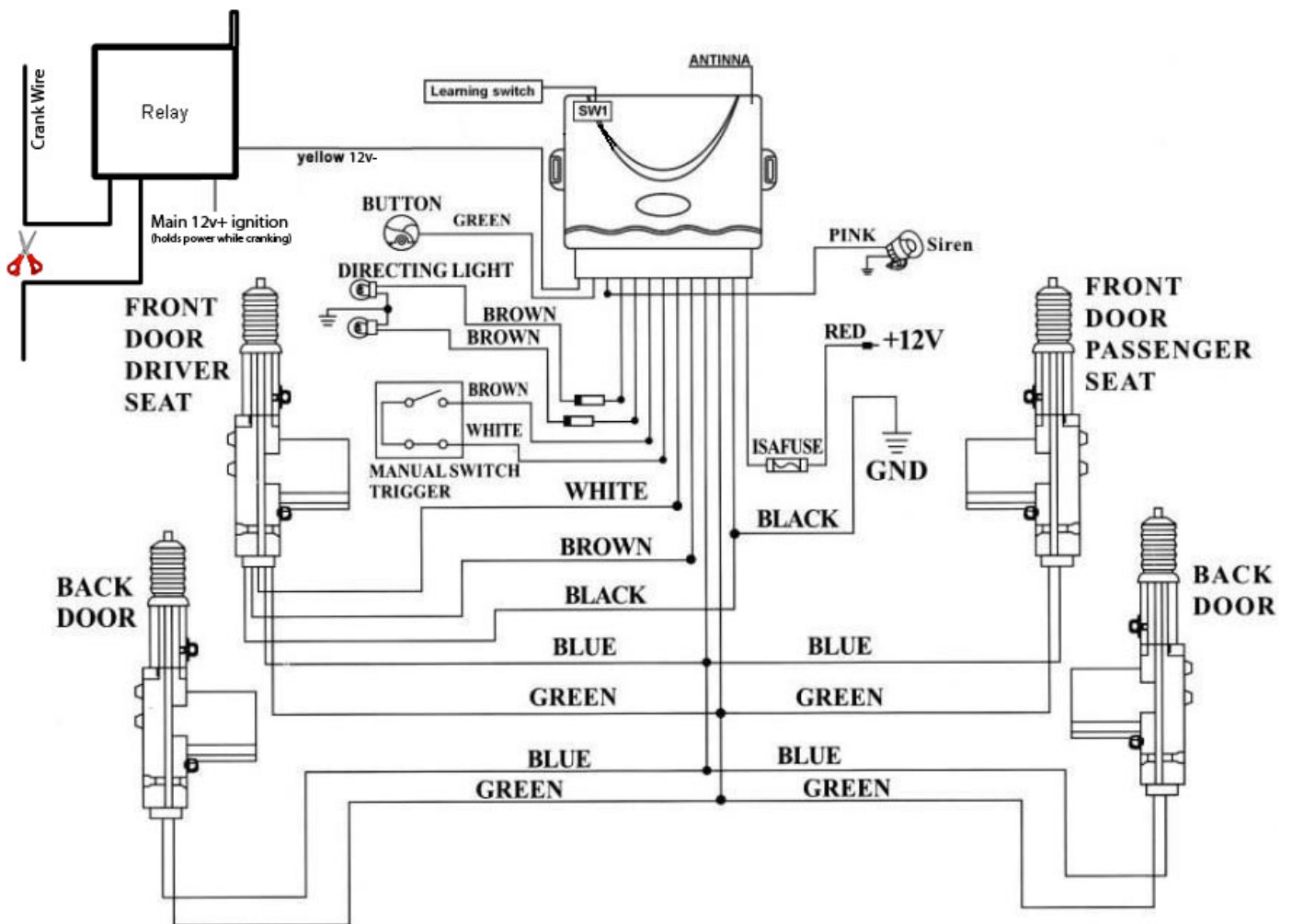
- Press  once:
- Siren will chirp twice
- Indicators will flash twice
- Doors will unlock

- Additional Functions

- Press  once to locate your vehicle
- Hold  for 2 seconds for boot release
- Press  once for silent lock

- Transmitter Learning

- Open Unit Brain
- Press learning button on the circuit board
- Press  on transmitter



• **Note** - immobiliser relay connection.

- Cut your starter motor crank wire and connect the 2 ends to the 2 thick black wires on the relay.
- Connect one of the thin black wires to 12V+ main ignition and the other to the module Yellow wire.